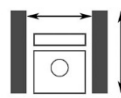


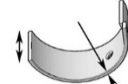
LANDINI



**ENGINE
PRODUCER**



8860	00/81 → 00/99	4.248	diesel	4.1L	4	101.054 X 126.76	PERKINS	PERKINS 1
8880	00/81 → 00/99	4.248	diesel	4.1L	4	101.054 X 126.76	PERKINS	PERKINS 1
9880	00/81 → 00/99	T 4.236	diesel	3.9L	4	98.48 X 126.80	PERKINS	PERKINS 2
10000 MK III	00/94 → 00/99	6.354	diesel	5.8L	6	98.48 X 126.80	PERKINS	PERKINS 3
13000 MK III	00/94 → 00/99	6.354	diesel	5.8L	6	98.48 X 126.80	PERKINS	PERKINS 3
ADVANTAGE 85	00/81 → 00/99	4.248	diesel	4.1L	4	101.054 X 126.76	PERKINS	PERKINS 1
ADVANTAGE 95	00/81 → 00/99	T 4.236	diesel	3.9L	4	98.48 X 126.80	PERKINS	PERKINS 2
BLIZZARD 85	00/81 → 00/99	4.248	diesel	4.1L	4	101.054 X 126.76	PERKINS	PERKINS 1
BLIZZARD 95	00/81 → 00/99	T 4.236	diesel	3.9L	4	98.48 X 126.80	PERKINS	PERKINS 2
TREKKER 85	00/81 → 00/99	4.248	diesel	4.1L	4	101.054 X 126.76	PERKINS	PERKINS 1
TREKKER 95	00/81 → 00/99	T 4.236	diesel	3.9L	4	98.48 X 126.80	PERKINS	PERKINS 2



PERKINS 1	B	85043 ST→R4	31126311	8	63.475/63.487	67.208/67.221	31.88	1.841	AlSn20Cu
	P	85010 ST→R4	31126361/371	4+4	76.162/76.175	80.416/80.441	31.88	2.090	AlSn20Cu
			31126381/391	1+1	76.162/76.175	80.416/80.442	36.70	2.090	AlSn20Cu
	SI	S109-4 ST→R1	31137311/ 321	2+2	86.870/87.120	103.850/104.100		2.310	AlSn20Cu
	BB	BB100-4 SEMI	B 31134123	4	34,920/34,925	38,895/38,920	33.93		CuPb10Sn10
BAC	31134132 ST	31134132	1		55.563/55.593	32.00	2.388	AlSn6Cu	
PERKINS 2	P	85010 ST→R4	31126361/371	4+4	76.162/76.175	80.416/80.441	31.88	2.090	AlSn20Cu
			31126381/391	1+1	76.162/76.175	80.416/80.442	36.70	2.090	AlSn20Cu
	SI	S109-4 ST→R1	31137311/ 321	2+2	86.870/87.120	103.850/104.100		2.310	AlSn20Cu
	BB	BB102-4 SEMI	420339	4	38.095/38.100	42.068/42.094	33.93		CuPb10Sn10
	BAC	31134132 ST	31134132	1		55.563/55.593	32.00	2.388	AlSn6Cu
PERKINS 3	B	85043.6 ST→R4	31126311	12	63.475/63.487	67.208/67.221	31.88	1.841	AlSn20Cu
	P	85010.6 ST→R4	31126361/371	6+6	76.162/76.175	80.416/80.441	31.88	2.090	AlSn20Cu
			31126381/391	1+1	76.162/76.175	80.416/80.441	36.70	2.090	AlSn20Cu
	SI	S109-4 ST→R1	31137311/ 321	2+2	86.870/87.120	103.850/104.100		2.310	AlSn20Cu
	BB	B 31134123 A SEMI	B 31134123	6	34.920/34.925	38.895/38.920	33.93		CuPb10Sn10

HOW TO USE






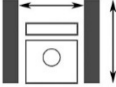

Guidelines on how to use this catalog

Identify your vehicle or your vehicle's engine and keep in mind the number written on the last column below the ① sign.

The next table is the one in which, based on the number related to your vehicle (①), you will be able to find the product you need.

If you cannot find the name of your vehicle or its engine in this catalog, please contact our custom made workshop at the following e-mail address: tehnic@mhsbearings.com.


VEHICLE AND ENGINE INDEX

						ENGINE PRODUCER	
AgroPrima 4.31	01/91 → 00/96	F 4L 913	diesel 4.1L	4	102.00 X 125.00	DEUTZ	DEUTZ 11
AgroPrima 6.06	01/91 → 00/96	F 6L 912 D	diesel 5.7L	6	100.00 X 120.00	DEUTZ	DEUTZ 13
AgroPrima 6.16	01/92 → 12/96	F 6L 913	diesel 6.1L	6	102.00 X 125.00	DEUTZ	DEUTZ 13
AgroStar 6.08	01/93 → 00/95	F 6L 913	diesel 6.1L	6	102.00 X 125.00	DEUTZ	DEUTZ 13
AgroStar 6.11	01/89 → 12/99	F 6L 912 D	diesel 5.7L	6	100.00 X 120.00	DEUTZ	DEUTZ 13
AgroStar 6.11	01/89 → 12/99	F 6L 913	diesel 6.1L	6	102.00 X 125.00	DEUTZ	DEUTZ 13

Column  : Farm tractor name

Column  : Date of manufacture

Column  : Engine name

Column  : Type of fuel and displacement






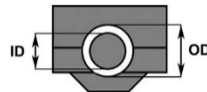


Column  : Number of cylinders


Column  : Bore x stroke


Column **ENGINE PRODUCER** : Engine producer

Column  : Item number (sequential numbering for a manufacturer)

HOW TO USE


									
FIAT-IVECO 1	B	11103090 ST→R4	11503122	4	58.730/58.743	62.408/62.420	28.70	1.822	AlSn20Cu
	P	11101090 ST→R4	11501165	6	76.187/76.200	80.587/80.607	25.00	2.172	AlSn20Cu
	SI	S107-4 ST→R4	11501166/167	2+2	85.34	101.6		3.429	AlSn20Cu
	SI	S114-4 ST→R1	11501403/405	2+2	85.35	106.8		3.428	AlSn20Cu
	BB	BB101-4 SEMI	11503123	4	31.983/31.990	35.861/35.900	16.65	2.140	CuPb10Sn10
	BAC	BAC100-3 SEMI	11501108	1		54.780/54.805	28.20	2.200	AlSn20Cu
			11501109	1		54.280/54.305	28.20	2.200	AlSn20Cu
			11501111	1		53.780/53.805	24.20	2.200	AlSn20Cu


Column  : Item number (sequential numbering for a manufacturer)

Column  : Engine bearing type


- **B**: conrod bearing
- **P**: main bearing
- **SI**: thrust washer
- **BB**: conrod bushing
- **BAC**: camshaft bearing


Column  : MHS Bearings sets codification

Column  : Item number for individual part

Column  : Number of pieces/ set

Column  : Journal diameter (standard) and housing bore

Column  : Bearing width and standard wall thickness

Column  : Material according to ISO 4383:2012